

B85KFE

EDGE BANDING MACHINE


One-sided automatic edge banding machine with pre-milling unit, direct glue application to straight workpieces, HF-cut-off saw station, HF-top and bottom milling unit, corner rounding unit, chain feed, double roller top pressure and work piece support. For ABS, PVC, melamine and strong wood veneer roll material as well as fixed lengths from 0.4 – 3.0 mm and of 8 – 50 mm work piece thickness. Speed: 7,0 m/min. • 2 spaces for finishing units • Rotatable control panel with 7,0" Colour Touch screen






EDGE FEEDING

Automatic, timer controlled edge feeding for roller material over turntable D = 600mm



PRE-MILLING UNIT

Pre-milling unit: two reverse, operating-controlled pre-milling units with diamond charged helical joining millers provide a neat and tear-free premilling of the work pieces before the gluing of the edge material



GLUE APPLICATION

Glue application directly to workpieces: Teflon-coated glue pot with a capacity of 1,5 kg, leak-proof with glue supply from below (excess glue automatically flows back into the glue pot). Glue roller allows exact dosage of glue. Electronic temperature control with automatic stand-by function (reduces probability that the glue burns if the machine is not used for a longer period and is still turned on)



CUT-OFF KNIFE

Pneumatically operated cut-off knife from roll material up to 3mm edge thickness




PRESSURE UNIT

Pressure unit consisting of one driven pressure roller synchronized with glue spreading roller and one adjustable pressure roller with spring tension for a nearly invisible joint of the edge material with the work Piece. Adjustment of the pressure unit with SIKO numerical counter

CUT-OFF SAW

High-frequency cut-off saw equipped with HF motor 0.20 kW, 12,000 rpm , 2 saw blades and highprecision linear guides ensure a clean and precise saw cut



MILLING STATION

High-frequency top and bottom milling station, 2 powerful 0.27 kW high-frequency motors with HM-WPL special millers; suitable for radius and bevel milling, horizontal and vertical scanning of the work piece; aggregate adjustment equipped with digital readouts for setting to various edge types; 2 extraction hoods for shavings with central extraction nozzle Ø 120mm; height adjustment of the upper aggregate with the top roll pressure


CORNER ROUNDING UNIT

Corner rounding unit : automatic processing of corner edges up to 2 mm edge thickness. Equipped with one high frequency motor 0, 27 kW, selectable on operating panel




TOUCHSCREEN

Rotatable control panel with 7,0" colour touchscreen controls glue temperature settings, automatic temperature reduction for stand-by function of the machine, switching on and off of aggregates and error diagnosis



RADIUS SCRAPER UNIT

with a slight draw cut eventual radius milling traces are removed to provide a perfect finish. The fine adjustment is made by two digital readouts.



GLUE SCRAPER UNIT

Glue scraper unit: removes eventual glue rests with a slight draw cut from the glue joint of the work piece surface.



BUFFING UNIT

Buffing unit: 2 motors 0.05 kW, 1,500 rpm provide a super-finish for ABS and PVC edge material.

Technical Data

Machinelength	3273 mm
Workpiece thickness	8 – 50 mm
Workpiece width	min. ca. 75 mm
Workpiece length	min. ca. 120 mm / 180 mm with corner rounding
Edging thickness	0,4 – 3,0 mm
Adjustable cutting depth pre-milling unit	0 – 2,0 mm
Max edge thickness	= Workpiece thickness + 4mm (2+2)
Electrical connection	400V,50Hz,3Ph+N
Total load	6,6 kW
Feed speed	7,0 m/min.
Air connection	6 Bar
Weight – nett	710 kg

